

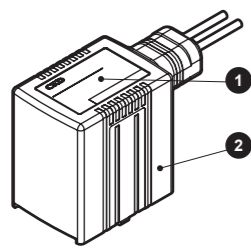
Direct Acting 2-Port Solenoid Valve

FFG / FFGM Series

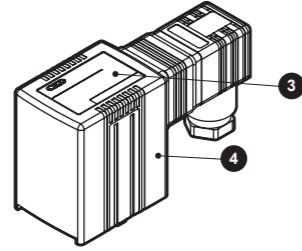
- Universal-type / NC Pressurized-type

FFG Series
FFG-21 (Valve Size 2)
Universal-type

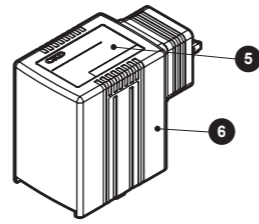
■ FFG-21 (Valve Size 2) Universal-type



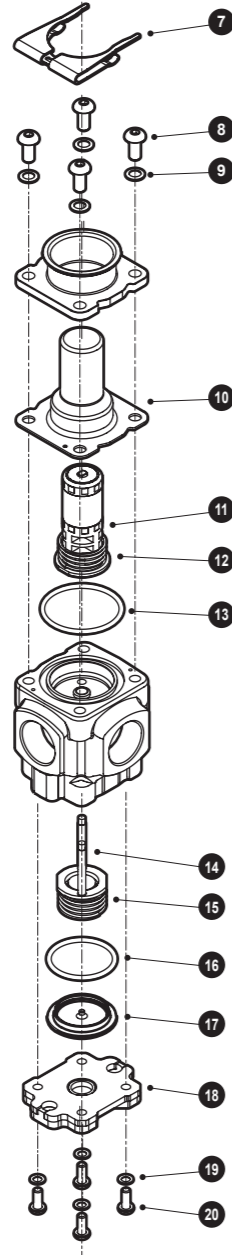
Grommet Lead Wire



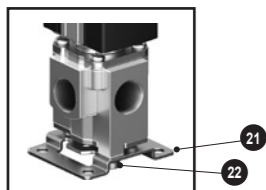
DIN Terminal



DIN Coil / Without Terminal Box



■ Mounting Plate

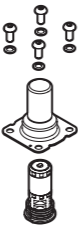



● Coil Assembly

Coil Option	Voltage	Part Model Number		Parts Diagram	Number	Quantity			
		Standard	With Surge Suppressor						
A (Lead Wire)	1 (100 VAC)	FFB-23A1-COIL	-		① ② ⑦	1 each			
	2 (200 VAC)	FFB-23A2-COIL	-						
	3 (24 VDC)	FFB-23A3-COIL	FFB-23J3-COIL						
	4 (12 VDC)	FFB-23A4-COIL	FFB-23J4-COIL						
J (Lead Wire with Surge Suppressor)	5 (110 VAC)	FFB-23A5-COIL	-		③ ④ ⑦	1 each			
	6 (220 VAC)	FFB-23A6-COIL	-						
	K (230 VAC)	FFB-23AK-COIL	-						
	C (DIN Terminal Box Pg9)	1 (100 VAC)	FFB-23C1-COIL				-		
2 (200 VAC)		FFB-23C2-COIL	-						
3 (24 VDC)		FFB-23C3-COIL	FFB-23K3-COIL						
4 (12 VDC)		FFB-23C4-COIL	FFB-23K4-COIL						
K (DIN Terminal Box Pg9 with Surge Suppressor)	5 (110 VAC)	FFB-23C5-COIL	-					⑤ ⑥ ⑦	1 each
	6 (220 VAC)	FFB-23C6-COIL	-						
	K (230 VAC)	FFB-23CK-COIL	-						
	D (Compact DIN Terminal Box Pg9 with Lamp)	1 (100 VAC)	FFB-23D1-COIL						
2 (200 VAC)		FFB-23D2-COIL	-						
3 (24 VDC)		-	FFB-23L3-COIL						
4 (12 VDC)		-	FFB-23L4-COIL						
L (Compact DIN Terminal Box Pg9 with Lamp and Surge Suppressor)	5 (110 VAC)	FFB-23D5-COIL	-		⑤ ⑥ ⑦	1 each			
	6 (220 VAC)	FFB-23D6-COIL	-						
	K (230 VAC)	FFB-23DK-COIL	-						
	S (DIN Coil / Without Terminal Box)	1 (100 VAC)	FFB-23S1-COIL						
2 (200 VAC)		FFB-23S2-COIL	-						
3 (24 VDC)		FFB-23S3-COIL	-						
4 (12 VDC)		FFB-23S4-COIL	-						
5 (110 VAC)		FFB-23S5-COIL	-						
6 (220 VAC)		FFB-23S6-COIL	-						
K (230 VAC)	FFB-23SK-COIL	-							


■ FFG-21 (Valve Size 2)
Universal-type / NC Pressurized-type

● Actuator Kit


Orifice Dia. / Material	Part Model Number		Number	Quantity
Orifice Dia.: 1 (ø1)	FFG-211A-ACT-KIT		8	4
Material: A (NBR)			9	4
C,H (NBR)			10	1
N,S (NBR, Oil-free Treatment)			11	1
D,J (FKM)			12	1
P,T (FKM, Oil-free Treatment)			13	1
Q,U (EPDM, Oil-free Treatment)			14	4
Orifice Dia.: 2 (ø2)	FFG-212A-ACT-KIT		15	4
Material: A (NBR)			16	1
C,H (NBR)			17	1
N,S (NBR Oil-free Treatment)			18	1
D,J (FKM)			19	4(2)
P,T (FKM, Oil-free Treatment)			20	4(2)
Q,U (EPDM, Oil-free Treatment)				*1

*1: For material A (Aluminum, NBR), the quantity of component parts 19 countersunk spring washer and 20 hexagon socket button head bolt, is (2).

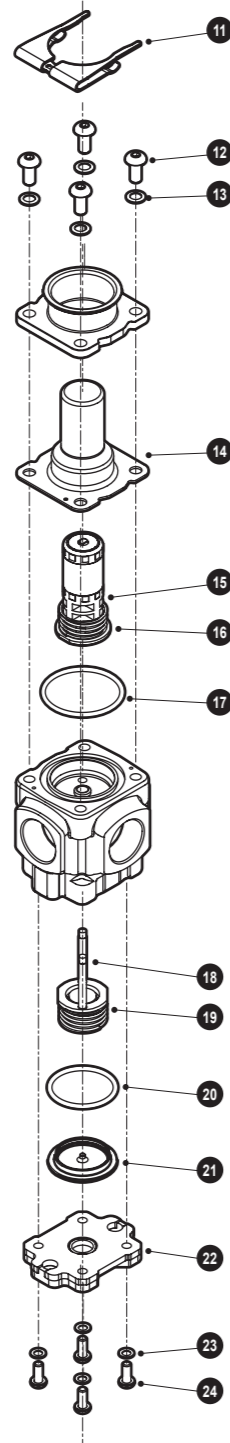
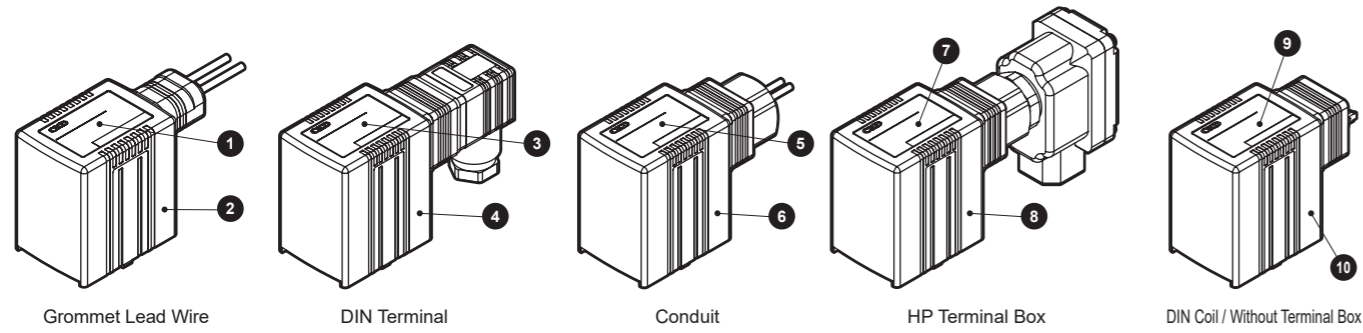
● Clip

Part Model Number		Number	Quantity
FFB-2-CLIP		7	1

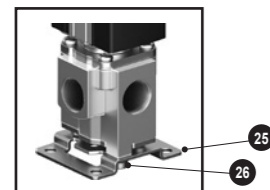
● Mounting Plate

Type	Part Model Number		Number	Quantity
B (Mounting Plate ①)	FFG-21-B-MOUNT-PLATE-KIT		21	1
Material: A (Aluminum Body)			22	2
Other than A	FFG-21-B-MOUNT-PLATE-KIT			

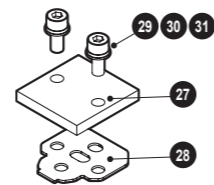
■ FFG-3□ (Valve Size 3) Universal-type / NC Pressurized-type



■ Mounting Plate (For FFG)



■ Masking Plate Kit (For FFGM)



FFG-3□ (Valve Size 3) Universal-type / NC Pressurized-type

● Coil Assembly

Coil Option	Voltage	Part Model Number		Parts Diagram	Number	Quantity
		Standard	With Surge Suppressor			
A (Lead Wire)	1 (100 VAC)	FFB-33A1-COIL	-		① ② ⑪	1 each
	2 (200 VAC)	FFB-33A2-COIL	-			
	3 (24 VDC)	FFB-33A3-COIL	FFB-33J3-COIL			
	4 (12 VDC)	FFB-33A4-COIL	FFB-33J4-COIL			
J (Lead Wire with Surge Suppressor)	5 (110 VAC)	FFB-33A5-COIL	-		③ ④ ⑪	1 each
	6 (220 VAC)	FFB-33A6-COIL	-			
	K (230 VAC)	FFB-33AK-COIL	-			
	1 (100 VAC)	FFB-33B1-COIL	-			
B (With DIN Terminal Box G1/2)	2 (200 VAC)	FFB-33B2-COIL	-		③ ④ ⑪	1 each
	3 (24 VDC)	FFB-33B3-COIL	-			
	4 (12 VDC)	FFB-33B4-COIL	-			
	5 (110 VAC)	FFB-33B5-COIL	-			
C (DIN Terminal Box Pg11)	6 (220 VAC)	FFB-33B6-COIL	-		③ ④ ⑪	1 each
	K (230 VAC)	FFB-33BK-COIL	-			
	1 (100 VAC)	FFB-33C1-COIL	-			
	2 (200 VAC)	FFB-33C2-COIL	-			
K (DIN Terminal Box Pg11 with Surge Suppressor)	3 (24 VDC)	FFB-33C3-COIL	FFB-33K3-COIL		③ ④ ⑪	1 each
	4 (12 VDC)	FFB-33C4-COIL	FFB-33K4-COIL			
	5 (110 VAC)	FFB-33C5-COIL	-			
	6 (220 VAC)	FFB-33C6-COIL	-			
D (Compact DIN Terminal Box Pg11 with Lamp)	K (230 VAC)	FFB-33CK-COIL	-		③ ④ ⑪	1 each
	1 (100 VAC)	FFB-33D1-COIL	-			
	2 (200 VAC)	FFB-33D2-COIL	-			
	3 (24 VDC)	-	FFB-33L3-COIL			
L (Compact DIN Terminal Box Pg11 with Lamp and Surge Suppressor)	4 (12 VDC)	-	FFB-33L4-COIL		③ ④ ⑪	1 each
	5 (110 VAC)	FFB-33D5-COIL	-			
	6 (220 VAC)	FFB-33D6-COIL	-			
	K (230 VAC)	FFB-33DK-COIL	-			
E (Conduit G1/2)	1 (100 VAC)	FFB-33E1-COIL	-		⑤ ⑥ ⑪	1 each
	2 (200 VAC)	FFB-33E2-COIL	-			
	3 (24 VDC)	FFB-33E3-COIL	FFB-33M3-COIL			
	4 (12 VDC)	FFB-33E4-COIL	FFB-33M4-COIL			
M (Conduit G1/2 with Surge Suppressor)	5 (110 VAC)	FFB-33E5-COIL	-		⑤ ⑥ ⑪	1 each
	6 (220 VAC)	FFB-33E6-COIL	-			
	K (230 VAC)	FFB-33EK-COIL	-			
	1 (100 VAC)	FFB-33F1-COIL	-			
F (Conduit CTC19)	2 (200 VAC)	FFB-33F2-COIL	-		⑤ ⑥ ⑪	1 each
	3 (24 VDC)	FFB-33F3-COIL	FFB-33P3-COIL			
	4 (12 VDC)	FFB-33F4-COIL	FFB-33P4-COIL			
	5 (110 VAC)	FFB-33F5-COIL	-			
P (Conduit CTC19 with Surge Suppressor)	6 (220 VAC)	FFB-33F6-COIL	-		⑤ ⑥ ⑪	1 each
	K (230 VAC)	FFB-33FK-COIL	-			
	1 (100 VAC)	FFB-33G1-COIL	-			
	2 (200 VAC)	FFB-33G2-COIL	-			
G (HP Terminal Box G1/2)	3 (24 VDC)	FFB-33G3-COIL	FFB-33Q3-COIL		⑦ ⑧ ⑪	1 each
	4 (12 VDC)	FFB-33G4-COIL	FFB-33Q4-COIL			
	5 (110 VAC)	FFB-33G5-COIL	-			
	6 (220 VAC)	FFB-33G6-COIL	-			
Q (HP Terminal Box G1/2 with Surge Suppressor)	K (230 VAC)	FFB-33GK-COIL	-		⑦ ⑧ ⑪	1 each
	1 (100 VAC)	FFB-33H1-COIL	-			
	2 (200 VAC)	FFB-33H2-COIL	-			
	3 (24 VDC)	FFB-33H3-COIL	FFB-33R3-COIL			
H (HP Terminal Box G1/2 with Lamp)	4 (12 VDC)	FFB-33H4-COIL	FFB-33R4-COIL		⑦ ⑧ ⑪	1 each
	5 (110 VAC)	FFB-33H5-COIL	-			
	6 (220 VAC)	FFB-33H6-COIL	-			
	1 (100 VAC)	FFB-33S1-COIL	-			
R (HP Terminal Box G1/2 with Lamp and Surge Suppressor)	2 (200 VAC)	FFB-33S2-COIL	-		⑨ ⑩ ⑪	1 each
	3 (24 VDC)	FFB-33S3-COIL	-			
	4 (12 VDC)	FFB-33S4-COIL	-			
	5 (110 VAC)	FFB-33S5-COIL	-			
	6 (220 VAC)	FFB-33S6-COIL	-			
	K (230 VAC)	FFB-33SK-COIL	-			
S (DIN Coil / Without Terminal Box)	1 (100 VAC)	FFB-33S1-COIL	-		⑨ ⑩ ⑪	1 each
	2 (200 VAC)	FFB-33S2-COIL	-			
	3 (24 VDC)	FFB-33S3-COIL	-			
	4 (12 VDC)	FFB-33S4-COIL	-			
	5 (110 VAC)	FFB-33S5-COIL	-			
	6 (220 VAC)	FFB-33S6-COIL	-			

■ FFG-3□ (Valve Size 3)
Universal-type / NC Pressurized-type

● Actuator Kit

Orifice Dia. / Material	Part Model Number		Number	Quantity	
	Universal-type (1)	NC Pressurized-type (3)			
Orifice Dia.: S (ø1.5)					
Material: A (NBR)	FFG-31SA-ACT-KIT	FFG-33SA-ACT-KIT			
C,H (NBR)	FFG-31SC-ACT-KIT	FFG-33SC-ACT-KIT		12	4
N,S (NBR, Oil-free Treatment)	FFG-31SN-ACT-KIT	FFG-33SN-ACT-KIT		13	4
D,J (FKM)	FFG-31SD-ACT-KIT	FFG-33SD-ACT-KIT		14	1
P,T (FKM, Oil-free Treatment)	FFG-31SP-ACT-KIT	FFG-33SP-ACT-KIT		15	1
Q,U (EPDM, Oil-free Treatment)	FFG-31SQ-ACT-KIT	FFG-33SQ-ACT-KIT		16	1
Orifice Dia.: 2 (ø2)					
Material: A (NBR)	FFG-312A-ACT-KIT	FFG-332A-ACT-KIT			
C,H (NBR)	FFG-312C-ACT-KIT	FFG-332C-ACT-KIT		17	1
N,S (NBR, Oil-free Treatment)	FFG-312N-ACT-KIT	FFG-332N-ACT-KIT		18	4
D,J (FKM)	FFG-312D-ACT-KIT	FFG-332D-ACT-KIT		19	4
P,T (FKM, Oil-free Treatment)	FFG-312P-ACT-KIT	FFG-332P-ACT-KIT		20	1
Q,U (EPDM, Oil-free Treatment)	FFG-312Q-ACT-KIT	FFG-332Q-ACT-KIT		21	1
Orifice Dia.: 3 (ø3)					
Material: A (NBR)	FFG-313A-ACT-KIT	FFG-333A-ACT-KIT			
C,H (NBR)	FFG-313C-ACT-KIT	FFG-333C-ACT-KIT		22	1
N,S (NBR Oil-free Treatment)	FFG-313N-ACT-KIT	FFG-333N-ACT-KIT		23	4(2)
D,J (FKM)	FFG-313D-ACT-KIT	FFG-333D-ACT-KIT		24	4(2)
P,T (FKM, Oil-free Treatment)	FFG-313P-ACT-KIT	FFG-333P-ACT-KIT			
Q,U (EPDM, Oil-free Treatment)	FFG-313Q-ACT-KIT	FFG-333Q-ACT-KIT			*1

*1: For material A (Aluminum, NBR), the quantity of component parts 23 countersunk spring washer and 24 hexagon socket button head bolt, is (2).

● Clip

Part Model Number	Image	Number	Quantity
FFB-3-CLIP		11	1

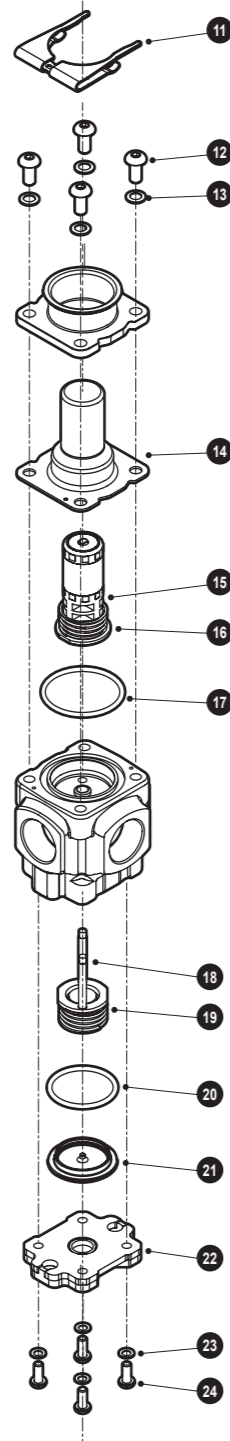
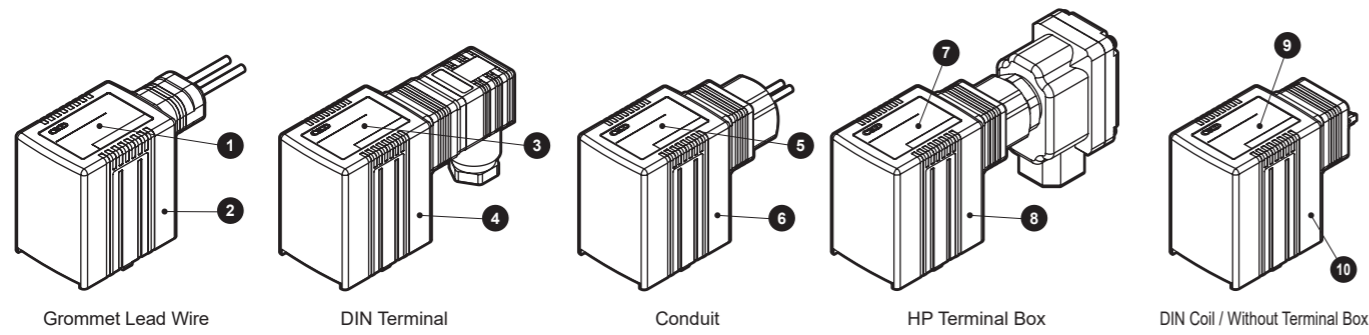
● Mounting Plate

Type	Part Model Number	Image	Number	Quantity
B (Mounting Plate ①)	FFB-31-B-MOUNT-PLATE-KIT		25	1
Material: A (Aluminum Body)			26	2
Other than A	FFG-31-B-MOUNT-PLATE-KIT			

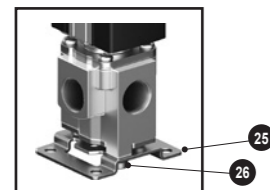
● Masking Plate Kit (For FFGM)

Material	Part Model Number	Image	Number	Quantity
A (Aluminum, NBR)	FFGM-31A-MP-KIT		27	1
C, H, N, S (Stainless Steel, NBR)	FFGM-31H-MP-KIT		28	1
			29	2
D, J, P, T (Stainless Steel, FKM)	FFGM-31J-MP-KIT		30	2
		31	2	

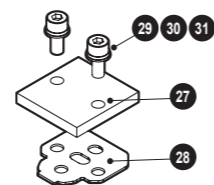
■ FFG-4□ (Valve Size 4) Universal-type / NC Pressurized-type



■ Mounting Plate (For FFG)



■ Masking Plate Kit (For FFGM)



FFG-4□ (Valve Size 4) Universal-type / NC Pressurized-type

● Coil Assembly

Coil Option	Voltage	Part Model Number		Parts Diagram	Number	Quantity
		Standard	With Surge Suppressor			
A (Lead Wire)	1 (100 VAC)	FFB-43A1-COIL	-		① ② ⑩	1 each
	2 (200 VAC)	FFB-43A2-COIL	-			
	3 (24 VDC)	FFB-43A3-COIL	FFB-43J3-COIL			
	4 (12 VDC)	FFB-43A4-COIL	FFB-43J4-COIL			
J (Lead Wire with Surge Suppressor)	5 (110 VAC)	FFB-43A5-COIL	-		③ ④ ⑪	1 each
	6 (220 VAC)	FFB-43A6-COIL	-			
	K (230 VAC)	FFB-43AK-COIL	-			
	1 (100 VAC)	FFB-43B1-COIL	-			
B (With DIN Terminal Box G1/2)	2 (200 VAC)	FFB-43B2-COIL	-		③ ④ ⑪	1 each
	3 (24 VDC)	FFB-43B3-COIL	-			
	4 (12 VDC)	FFB-43B4-COIL	-			
	5 (110 VAC)	FFB-43B5-COIL	-			
C (DIN Terminal Box Pg11)	6 (220 VAC)	FFB-43B6-COIL	-		③ ④ ⑪	1 each
	K (230 VAC)	FFB-43BK-COIL	-			
	1 (100 VAC)	FFB-43C1-COIL	-			
	2 (200 VAC)	FFB-43C2-COIL	-			
K (DIN Terminal Box Pg11 with Surge Suppressor)	3 (24 VDC)	FFB-43C3-COIL	FFB-43K3-COIL		③ ④ ⑪	1 each
	4 (12 VDC)	FFB-43C4-COIL	FFB-43K4-COIL			
	5 (110 VAC)	FFB-43C5-COIL	-			
	6 (220 VAC)	FFB-43C6-COIL	-			
D (Compact DIN Terminal Box Pg11 with Lamp)	K (230 VAC)	FFB-43CK-COIL	-		③ ④ ⑪	1 each
	1 (100 VAC)	FFB-43D1-COIL	-			
	2 (200 VAC)	FFB-43D2-COIL	-			
	3 (24 VDC)	-	FFB-43L3-COIL			
L (Compact DIN Terminal Box Pg11 with Lamp and Surge Suppressor)	4 (12 VDC)	-	FFB-43L4-COIL		③ ④ ⑪	1 each
	5 (110 VAC)	FFB-43D5-COIL	-			
	6 (220 VAC)	FFB-43D6-COIL	-			
	K (230 VAC)	FFB-43DK-COIL	-			
E (Conduit G1/2)	1 (100 VAC)	FFB-43E1-COIL	-		⑤ ⑥ ⑫	1 each
	2 (200 VAC)	FFB-43E2-COIL	-			
	3 (24 VDC)	FFB-43E3-COIL	FFB-43M3-COIL			
	4 (12 VDC)	FFB-43E4-COIL	FFB-43M4-COIL			
M (Conduit G1/2 with Surge Suppressor)	5 (110 VAC)	FFB-43E5-COIL	-		⑤ ⑥ ⑫	1 each
	6 (220 VAC)	FFB-43E6-COIL	-			
	K (230 VAC)	FFB-43EK-COIL	-			
	1 (100 VAC)	FFB-43F1-COIL	-			
F (Conduit CTC19)	2 (200 VAC)	FFB-43F2-COIL	-		⑤ ⑥ ⑫	1 each
	3 (24 VDC)	FFB-43F3-COIL	FFB-43P3-COIL			
	4 (12 VDC)	FFB-43F4-COIL	FFB-43P4-COIL			
	5 (110 VAC)	FFB-43F5-COIL	-			
P (Conduit CTC19 with Surge Suppressor)	6 (220 VAC)	FFB-43F6-COIL	-		⑤ ⑥ ⑫	1 each
	K (230 VAC)	FFB-43FK-COIL	-			
	1 (100 VAC)	FFB-43G1-COIL	-			
	2 (200 VAC)	FFB-43G2-COIL	-			
G (HP Terminal Box G1/2)	3 (24 VDC)	FFB-43G3-COIL	FFB-43Q3-COIL		⑦ ⑧ ⑬	1 each
	4 (12 VDC)	FFB-43G4-COIL	FFB-43Q4-COIL			
	5 (110 VAC)	FFB-43G5-COIL	-			
	6 (220 VAC)	FFB-43G6-COIL	-			
Q (HP Terminal Box G1/2 with Surge Suppressor)	K (230 VAC)	FFB-43GK-COIL	-		⑦ ⑧ ⑬	1 each
	1 (100 VAC)	FFB-43H1-COIL	-			
	2 (200 VAC)	FFB-43H2-COIL	-			
	3 (24 VDC)	FFB-43H3-COIL	FFB-43R3-COIL			
H (HP Terminal Box G1/2 with Lamp)	4 (12 VDC)	FFB-43H4-COIL	FFB-43R4-COIL		⑦ ⑧ ⑬	1 each
	5 (110 VAC)	FFB-43H5-COIL	-			
	6 (220 VAC)	FFB-43H6-COIL	-			
	1 (100 VAC)	FFB-43S1-COIL	-			
R (HP Terminal Box G1/2 with Lamp and Surge Suppressor)	2 (200 VAC)	FFB-43S2-COIL	-		⑨ ⑩ ⑭	1 each
	3 (24 VDC)	FFB-43S3-COIL	-			
	4 (12 VDC)	FFB-43S4-COIL	-			
	5 (110 VAC)	FFB-43S5-COIL	-			
	6 (220 VAC)	FFB-43S6-COIL	-			
	K (230 VAC)	FFB-43SK-COIL	-			
S (DIN Coil / Without Terminal Box)	1 (100 VAC)	FFB-43S1-COIL	-		⑨ ⑩ ⑭	1 each
	2 (200 VAC)	FFB-43S2-COIL	-			
	3 (24 VDC)	FFB-43S3-COIL	-			
	4 (12 VDC)	FFB-43S4-COIL	-			
	5 (110 VAC)	FFB-43S5-COIL	-			
	6 (220 VAC)	FFB-43S6-COIL	-			

■ FFG-4□ (Valve Size 4)
Universal-type / NC Pressurized-type

● Actuator Kit

Orifice Dia. / Material	Part Model Number		Number	Quantity	
	Universal-type (1)	NC Pressurized-type (3)			
Orifice Dia.: 2 (ø2)					
Material: A (NBR)	FFG-412A-ACT-KIT	FFG-432A-ACT-KIT			
C,H (NBR)	FFG-412C-ACT-KIT	FFG-432C-ACT-KIT		12	4
N,S (NBR, Oil-free Treatment)	FFG-412N-ACT-KIT	FFG-432N-ACT-KIT		13	4
D,J (FKM)	FFG-412D-ACT-KIT	FFG-432D-ACT-KIT		14	1
P,T (FKM, Oil-free Treatment)	FFG-412P-ACT-KIT	FFG-432P-ACT-KIT		15	1
Q,U (EPDM, Oil-free Treatment)	FFG-412Q-ACT-KIT	FFG-432Q-ACT-KIT		16	1
Orifice Dia.: 3 (ø3)					
Material: A (NBR)	FFG-413A-ACT-KIT	FFG-433A-ACT-KIT			
C,H (NBR)	FFG-413C-ACT-KIT	FFG-433C-ACT-KIT		17	1
N,S (NBR, Oil-free Treatment)	FFG-413N-ACT-KIT	FFG-433N-ACT-KIT		18	4
D,J (FKM)	FFG-413D-ACT-KIT	FFG-433D-ACT-KIT		19	4
P,T (FKM, Oil-free Treatment)	FFG-413P-ACT-KIT	FFG-433P-ACT-KIT		20	1
Q,U (EPDM, Oil-free Treatment)	FFG-413Q-ACT-KIT	FFG-433Q-ACT-KIT		21	1
Orifice Dia.: 4 (ø4)					
Material: A (NBR)	FFG-414A-ACT-KIT	FFG-434A-ACT-KIT			
C,H (NBR)	FFG-414C-ACT-KIT	FFG-434C-ACT-KIT		22	1
N,S (NBR Oil-free Treatment)	FFG-414N-ACT-KIT	FFG-434N-ACT-KIT		23	4(2)
D,J (FKM)	FFG-414D-ACT-KIT	FFG-434D-ACT-KIT		24	4(3)
P,T (FKM, Oil-free Treatment)	FFG-414P-ACT-KIT	FFG-434P-ACT-KIT			
Q,U (EPDM, Oil-free Treatment)	FFG-414Q-ACT-KIT	FFG-434Q-ACT-KIT			*1

*1: For material A (Aluminum, NBR), the quantity of component parts 23 countersunk spring washer and 24 hexagon socket button head bolt, is (2).

● Clip

Part Model Number	Image	Number	Quantity
FFB-4-CLIP		11	1

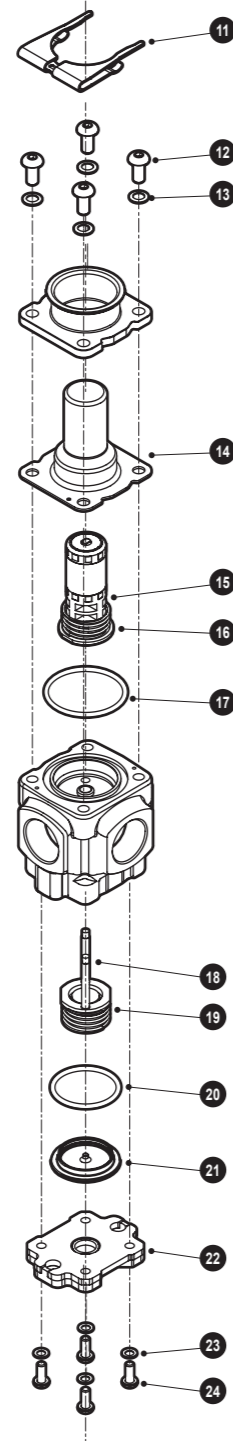
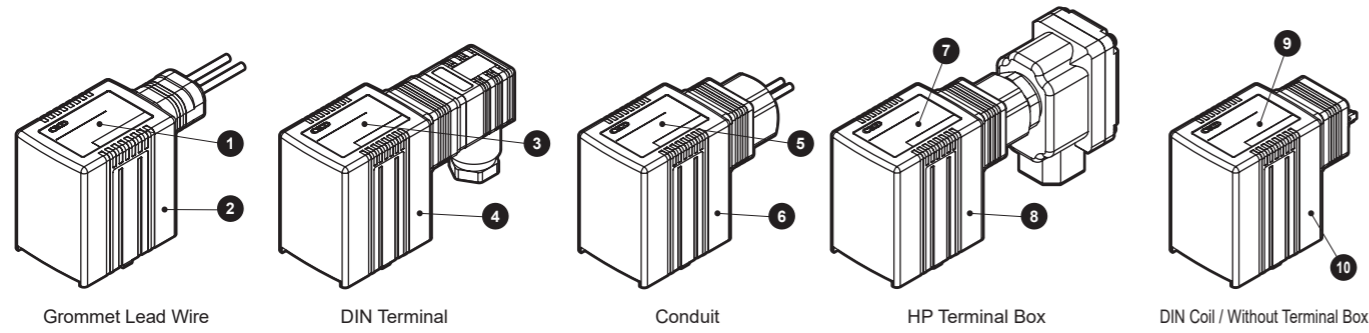
● Mounting Plate

Type	Part Model Number	Image	Number	Quantity
B (Mounting Plate ①)	FFB-41-B-MOUNT-PLATE-KIT		25	1
Material: A (Aluminum Body)	FFB-41-B-MOUNT-PLATE-KIT		26	2
Other than A	FFG-41-B-MOUNT-PLATE-KIT			

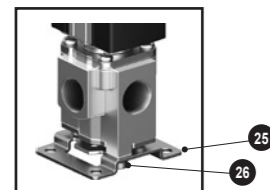
● Masking Plate Kit (For FFGM)

Material	Part Model Number	Image	Number	Quantity
A (Aluminum, NBR)	FFGM-41A-MP-KIT		27	1
C, H, N, S (Stainless Steel, NBR)	FFGM-41H-MP-KIT		28	1
			29	2
D, J, P, T (Stainless Steel, FKM)	FFGM-41J-MP-KIT		30	2
		31	2	

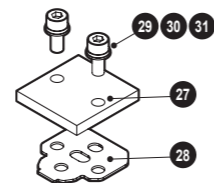
■ FFG-51 (Valve Size 5)
Universal-type



■ Mounting Plate (For FFG)



■ Masking Plate Kit (For FFGM)



FFG-51 (Valve Size 5)
Universal-type

● Coil Assembly

Coil Option	Voltage	Part Model Number		Parts Diagram	Number	Quantity
		Standard	With Surge Suppressor			
A (Lead Wire)	1 (100 VAC)	FFB-53A1-COIL	-		① ② ⑪	1 each
	2 (200 VAC)	FFB-53A2-COIL	-			
	3 (24 VDC)	FFB-53A3-COIL	FFB-53J3-COIL			
	4 (12 VDC)	FFB-53A4-COIL	FFB-53J4-COIL			
J (Lead Wire with Surge Suppressor)	5 (110 VAC)	FFB-53A5-COIL	-		③ ④ ⑪	1 each
	6 (220 VAC)	FFB-53A6-COIL	-			
	K (230 VAC)	FFB-53AK-COIL	-			
	1 (100 VAC)	FFB-53B1-COIL	-			
B (With DIN Terminal Box G1/2)	2 (200 VAC)	FFB-53B2-COIL	-		⑤ ⑥ ⑪	1 each
	3 (24 VDC)	FFB-53B3-COIL	-			
	4 (12 VDC)	FFB-53B4-COIL	-			
	5 (110 VAC)	FFB-53B5-COIL	-			
C (DIN Terminal Box Pg11)	6 (220 VAC)	FFB-53B6-COIL	-		⑦ ⑧ ⑪	1 each
	K (230 VAC)	FFB-53BK-COIL	-			
	1 (100 VAC)	FFB-53C1-COIL	-			
	2 (200 VAC)	FFB-53C2-COIL	-			
K (DIN Terminal Box Pg11 with Surge Suppressor)	3 (24 VDC)	FFB-53C3-COIL	FFB-53K3-COIL		⑨ ⑩ ⑪	1 each
	4 (12 VDC)	FFB-53C4-COIL	FFB-53K4-COIL			
	5 (110 VAC)	FFB-53C5-COIL	-			
	6 (220 VAC)	FFB-53C6-COIL	-			
D (Compact DIN Terminal Box Pg11 with Lamp)	K (230 VAC)	FFB-53CK-COIL	-		⑫ ⑬ ⑭	1 each
	1 (100 VAC)	FFB-53D1-COIL	-			
	2 (200 VAC)	FFB-53D2-COIL	-			
	3 (24 VDC)	-	FFB-53L3-COIL			
L (Compact DIN Terminal Box Pg11 with Lamp and Surge Suppressor)	4 (12 VDC)	-	FFB-53L4-COIL		⑮ ⑯ ⑰	1 each
	5 (110 VAC)	FFB-53D5-COIL	-			
	6 (220 VAC)	FFB-53D6-COIL	-			
	K (230 VAC)	FFB-53DK-COIL	-			
E (Conduit G1/2)	1 (100 VAC)	FFB-53E1-COIL	-		⑱ ⑲ ⑳	1 each
	2 (200 VAC)	FFB-53E2-COIL	-			
	3 (24 VDC)	FFB-53E3-COIL	FFB-53M3-COIL			
	4 (12 VDC)	FFB-53E4-COIL	FFB-53M4-COIL			
M (Conduit G1/2 with Surge Suppressor)	5 (110 VAC)	FFB-53E5-COIL	-		㉑ ㉒ ㉓	1 each
	6 (220 VAC)	FFB-53E6-COIL	-			
	K (230 VAC)	FFB-53EK-COIL	-			
	1 (100 VAC)	FFB-53F1-COIL	-			
F (Conduit CTC19)	2 (200 VAC)	FFB-53F2-COIL	-		㉔ ㉕ ㉖	1 each
	3 (24 VDC)	FFB-53F3-COIL	FFB-53P3-COIL			
	4 (12 VDC)	FFB-53F4-COIL	FFB-53P4-COIL			
	5 (110 VAC)	FFB-53F5-COIL	-			
P (Conduit CTC19 with Surge Suppressor)	6 (220 VAC)	FFB-53F6-COIL	-		㉗ ㉘ ㉙	1 each
	K (230 VAC)	FFB-53FK-COIL	-			
	1 (100 VAC)	FFB-53G1-COIL	-			
	2 (200 VAC)	FFB-53G2-COIL	-			
G (HP Terminal Box G1/2)	3 (24 VDC)	FFB-53G3-COIL	FFB-53Q3-COIL		㉚ ㉛ ㉜	1 each
	4 (12 VDC)	FFB-53G4-COIL	FFB-53Q4-COIL			
	5 (110 VAC)	FFB-53G5-COIL	-			
	6 (220 VAC)	FFB-53G6-COIL	-			
Q (HP Terminal Box G1/2 with Surge Suppressor)	K (230 VAC)	FFB-53GK-COIL	-		㉝ ㉞ ㉟	1 each
	1 (100 VAC)	FFB-53H1-COIL	-			
	2 (200 VAC)	FFB-53H2-COIL	-			
	3 (24 VDC)	FFB-53H3-COIL	FFB-53R3-COIL			
H (HP Terminal Box G1/2 with Lamp)	4 (12 VDC)	FFB-53H4-COIL	FFB-53R4-COIL		㊱ ㊲ ㊳	1 each
	5 (110 VAC)	FFB-53H5-COIL	-			
	6 (220 VAC)	FFB-53H6-COIL	-			
	1 (100 VAC)	FFB-53S1-COIL	-			
R (HP Terminal Box G1/2 with Lamp and Surge Suppressor)	2 (200 VAC)	FFB-53S2-COIL	-		㊴ ㊵ ㊶ ㊷ ㊸ ㊹	1 each
	3 (24 VDC)	FFB-53S3-COIL	-			
	4 (12 VDC)	FFB-53S4-COIL	-			
	5 (110 VAC)	FFB-53S5-COIL	-			
	6 (220 VAC)	FFB-53S6-COIL	-			
	K (230 VAC)	FFB-53SK-COIL	-			
S (DIN Coil / Without Terminal Box)						

■ FFG-51 (Valve Size 5)
Universal-type

● Actuator Kit

Orifice Dia. / Material	Part Model Number		Number	Quantity
Orifice Dia.: 2 (ø2)				
Material: A (NBR)	FFG-512A-ACT-KIT			
C, H (NBR)	FFG-512C-ACT-KIT			
N, S (NBR, Oil-free Treatment)	FFG-512N-ACT-KIT		12	4
D, J (FKM)	FFG-512D-ACT-KIT		13	4
P, T (FKM, Oil-free Treatment)	FFG-512P-ACT-KIT		14	1
Q, U (EPDM, Oil-free Treatment)	FFG-512Q-ACT-KIT		15	1
Orifice Dia.: 3 (ø3)				
Material: A (NBR)	FFG-513A-ACT-KIT		16	1
C, H (NBR)	FFG-513C-ACT-KIT		17	1
N, S (NBR, Oil-free Treatment)	FFG-513N-ACT-KIT	18	4	
D, J (FKM)	FFG-513D-ACT-KIT	19	4	
P, T (FKM, Oil-free Treatment)	FFG-513P-ACT-KIT	20	1	
Q, U (EPDM, Oil-free Treatment)	FFG-513Q-ACT-KIT	21	1	
Orifice Dia.: 4 (ø4)				
Material: A (NBR)	FFG-514A-ACT-KIT	22	1	
C, H (NBR)	FFG-514C-ACT-KIT	23	4(2)	
N, S (NBR Oil-free Treatment)	FFG-514N-ACT-KIT	24	4(2)	
D, J (FKM)	FFG-514D-ACT-KIT			
P, T (FKM, Oil-free Treatment)	FFG-514P-ACT-KIT			
Q, U (EPDM, Oil-free Treatment)	FFG-514Q-ACT-KIT			

*1: For material A (Aluminum, NBR), the quantity of component parts 23 countersunk spring washer and 24 hexagon socket button head bolt, is (2).

● Clip

Part Model Number		Number	Quantity
FFB-5-CLIP		11	1

● Mounting Plate

Type	Part Model Number		Number	Quantity
B (Mounting Plate ①)				
Material: A (Aluminum Body)	FFB-51-B-MOUNT-PLATE-KIT		25	1
Other than A	FFG-41-B-MOUNT-PLATE-KIT		26	2

● Masking Plate Kit (For FFGM)

Material	Part Model Number		Number	Quantity
A (Aluminum, NBR)	FFGM-41A-MP-KIT		27	1
C, H, N, S (Stainless Steel, NBR)	FFGM-41H-MP-KIT		28	1
D, J, P, T (Stainless Steel, FKM)	FFGM-41J-MP-KIT		29	2
			30	2
			31	2